



National Marine Manufacturers Association

nmma.org

ECONOMIC SIGNIFICANCE OF RECREATIONAL BOATING IN TEXAS



**TOTAL ANNUAL
ECONOMIC IMPACT
OF RECREATIONAL BOATING:**

\$5.96 BILLION

Number of Recreational Boats*	577,063
Recreational Boating Industry Businesses	2,041
Total Jobs	46,953
Annual Recreational Boating-Related Spending	\$2.5 BILLION

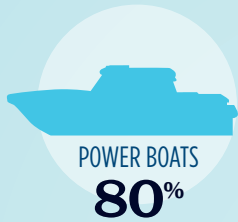
RECREATIONAL BOATS IN TEXAS

TOTAL BOATS* ▶ **577,063**

REGISTERED BOATS **577,063**

Power boats	464,964
PWCs	91,756
Sailboats	10,630
Other Boats	9,713

HOUSEHOLDS PER BOAT **15.7**

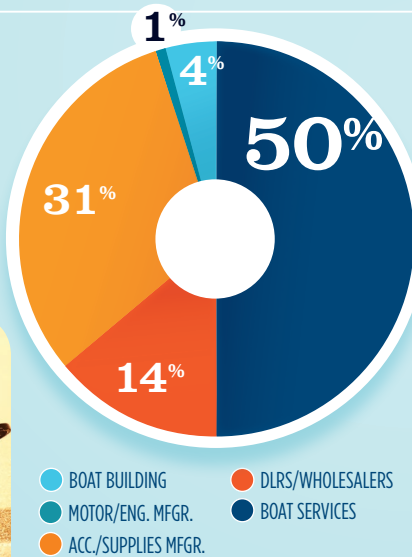


* Total boats are registered boats as reported by states to the USCG.

RECREATIONAL BOATING CREATES JOBS IN TEXAS

TOTAL BOATING JOBS ▶ **17,181**

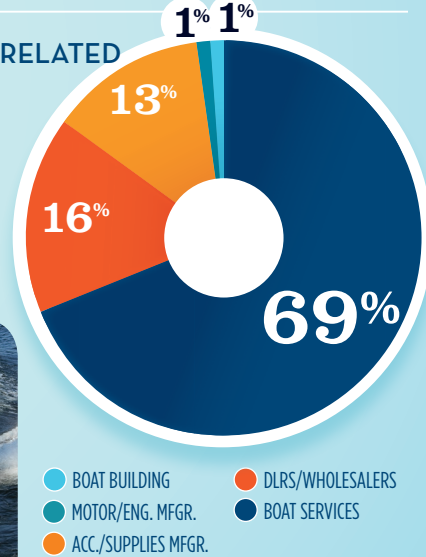
Boat Building	637
Motor / Engine Mfrgr.	221
Accessory / Supplies Mfrgr.	5,376
Dealers / Wholesalers	2,415
Boat Services	8,532



RECREATIONAL BOATING-RELATED BUSINESSES IN TEXAS

TOTAL BUSINESSES ▶ **2,041**

Boat Building	22
Motor / Engine Mfrgr.	16
Accessory / Supplies Mfrgr.	258
Dealers / Wholesalers	333
Boat Services	1,412

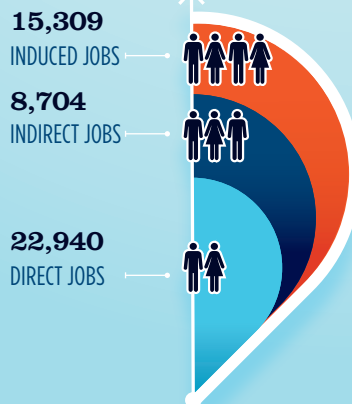


ESTIMATED JOBS IMPACT OF RECREATIONAL BOATING-RELATED SPENDING IN TEXAS

EST. TOTAL JOBS ▶ **46,953**

EST. TOTAL LABOR INCOME **\$1,946.0** MILLIONS

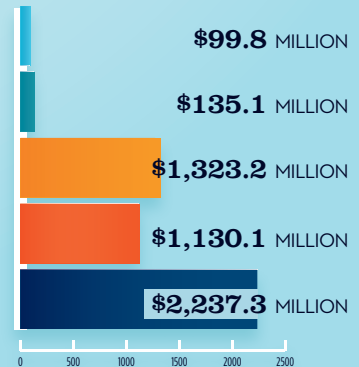
Est. Direct Income	\$789.4
Est. Indirect Income	\$486.5
Est. Induced Income	\$670.1



RECREATIONAL BOATING INDUSTRY SALES IN TEXAS

Boat Building	\$99.8
Motor / Engine Mfrgr.	\$135.1
Accessory / Supplies Mfrgr.	\$1,323.2
TOTAL MFRGR. SALES	\$1,558.1

Dealers / Wholesalers	\$1,130.1
Boat Services	\$2,237.3
TOTAL RETAIL & SERVICES SALES	\$3,367.4



Source: NMMA's Center of Knowledge; Recreational Marine Research Center at Michigan State University